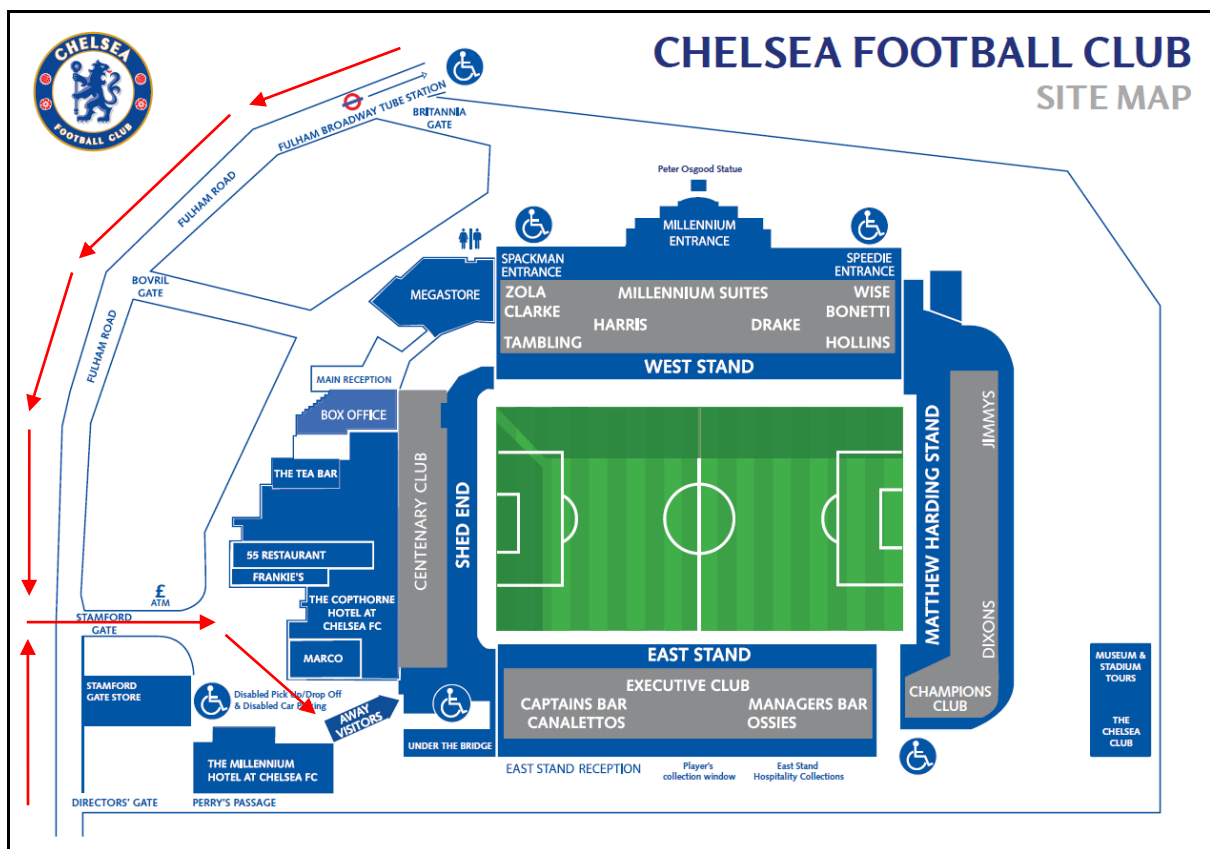




## TRAVELLING SUPPORTERS ADVICE

Chelsea FC warmly welcome Tottenham Hotspur FC supporters to Stamford Bridge and hope that the following information will assist and guide the arrival process ahead of our Premier League fixture on Monday 2<sup>nd</sup> May. The recommended entrance to the site is via Stamford Gate (please see map below) which is nearest to the away supporters turnstiles.



### AWAY SUPPORTERS PUBLIC HOUSES

The nearest away supporters pubs are to the North East of Stamford Bridge at Earls Court and are a 25 – 30 minute walk from the Stadium.

- Earls Court Tavern
- Prince of Teck
- The Courtfield Tavern
- The Blackbird

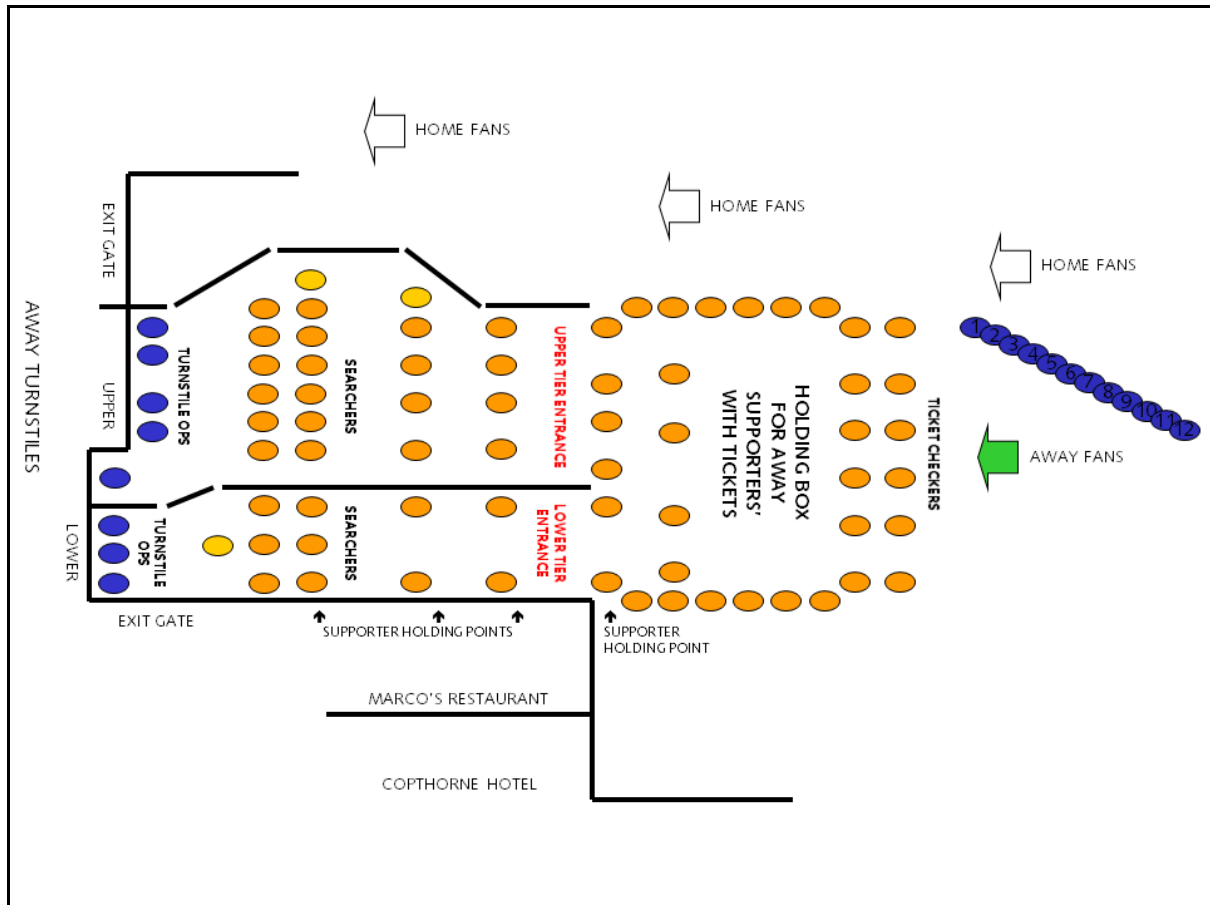
### PUBLIC TRANSPORT

The nearest Tube Station is Fulham Broadway on the District Line, which is a few minutes' walk from Stamford Bridge.



## STADIUM

Chelsea FC operate the following queuing procedure (see below) to co-ordinate and moderate the flow of supporters to the turnstiles in order to ensure a safe entry into the Stadium.



On arrival at the queuing system the following processes will occur;

- Pre Entry Ticket Checks
- Body & Bag Search
- Electronic Ticket Scan
- Entry through turnstile

During these procedures it may be necessary to temporarily hold supporters at cordon points in order to achieve a safe and steady flow through to the turnstiles.

Supporters are advised that the turnstiles will be open 1 ½ hours before kick-off and it is advised that they be in their seats no later than 30 minutes before kick-off. **Please note that large numbers of supporters arriving late cannot have an expectation of making it into the Stadium before kick-off.**



**Following a review, additional security measures are in place and supporters are advised to arrive early to facilitate these. It is requested supporters avoid bringing bags where possible as enhanced searches will be taking place. Please note that Explosives Dogs will be present throughout.**

### **Persistent Standing**

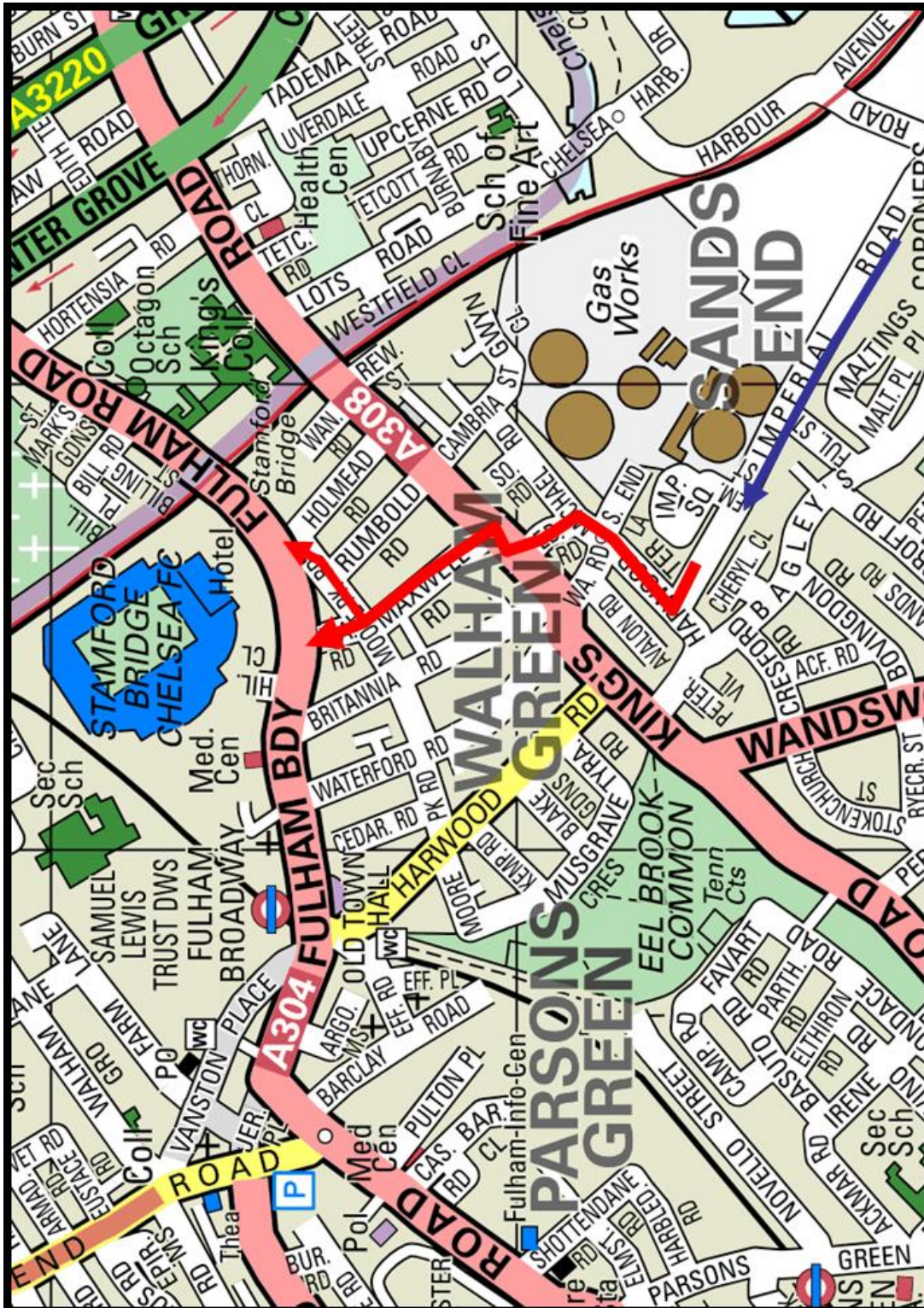
Persistent standing is an offence under the Ground Regulations and, as such, should supporters stand, the club may have imposed upon it a reduction in capacity in the areas where it occurs. Persistent standing on match days is an increasing issue. We understand that supporters will stand at times of excitement and this is acceptable – but persistent standing does cause distress and discomfort to others. We urge you to respect your fellow supporters in this regard.

**We are being monitored by our Local Authority where standing takes place, especially in Upper Tier seating. We would ask you to advise your supporters that persistent standing in the Upper Tier may result in your ticket allocation being reduced for future games.**



### AWAY SUPPORTERS COACH PARK

Please see below a map of the local area showing the Away Supporters Coach Park and the suggested walking route to Stamford Bridge.



Route to walk to and from the CFC stadium

Coach parking along Imperial Road