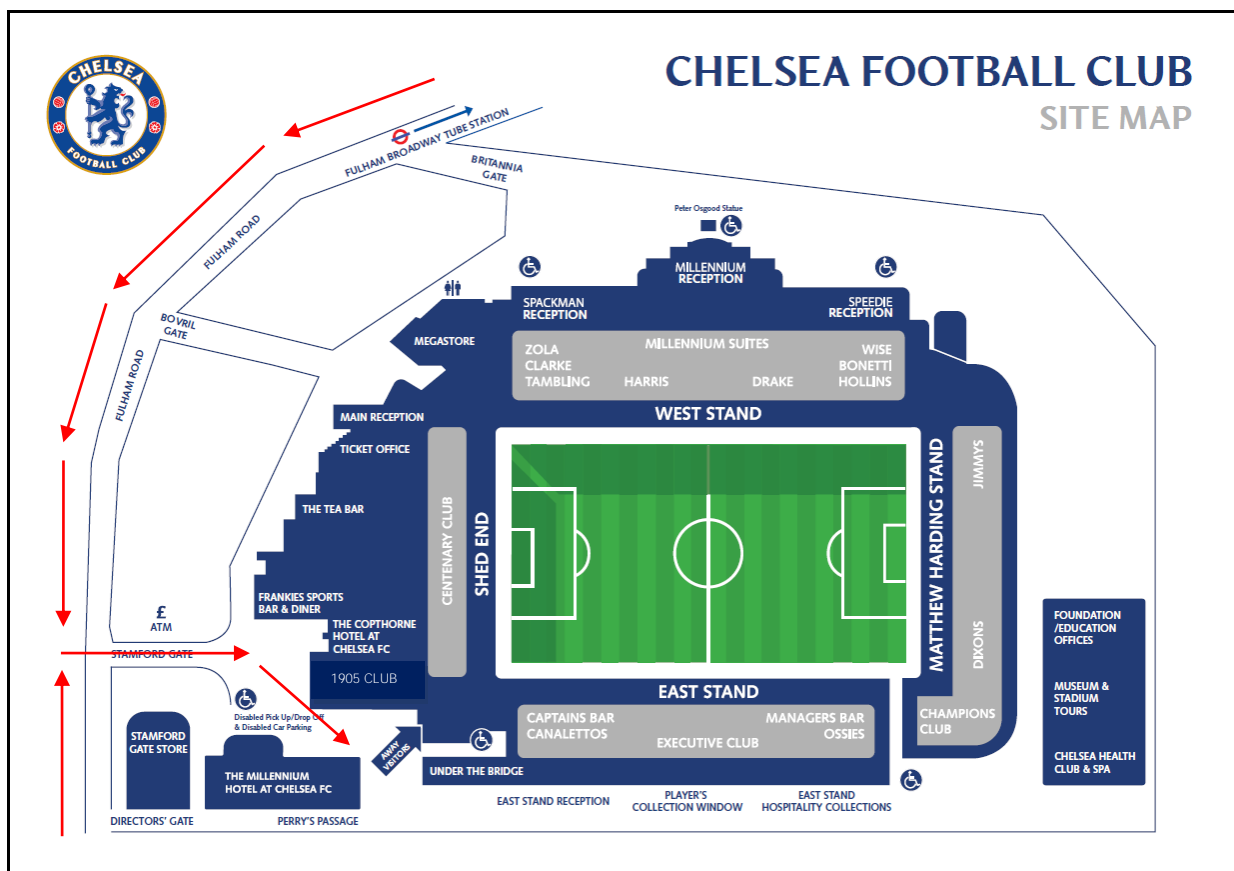




TRAVELLING SUPPORTERS ADVICE

Chelsea FC warmly welcome Tottenham Hotspur supporters to Stamford Bridge and hope that the following information will assist and guide the arrival process ahead of our Premier League fixture on Sunday 1 April. The recommended entrance to the site is via Stamford Gate (please see map below) which is nearest to the away supporters' turnstiles.



AWAY SUPPORTERS PUBLIC HOUSES

The nearest away supporters' pubs are to the north-east of Stamford Bridge at Earls Court, and are a 25 to 30-minute walk from the stadium.

- Earls Court Tavern
- Prince of Teck
- The Courtfield Tavern

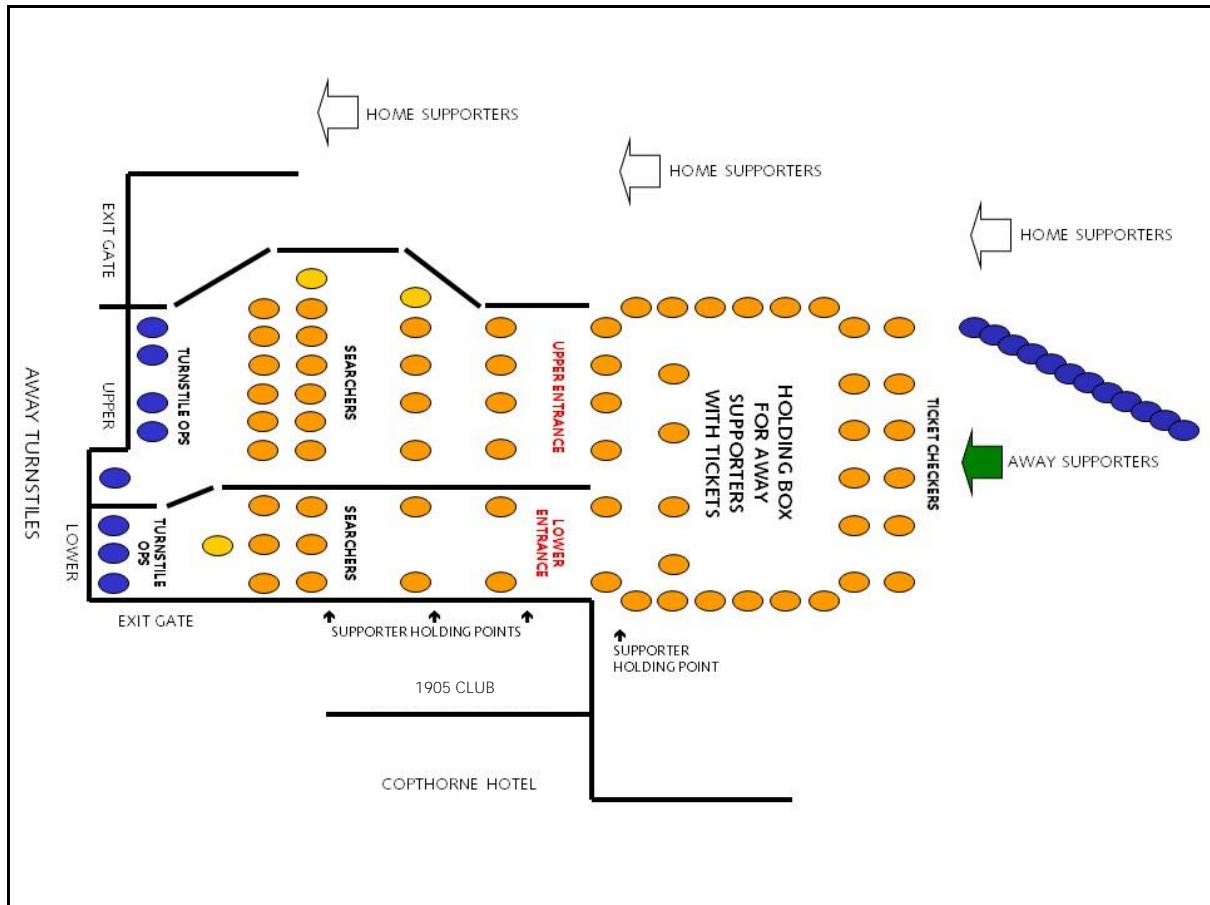
PUBLIC TRANSPORT

The nearest tube station is Fulham Broadway on the District Line, which is a few minutes' walk from Stamford Bridge.



STADIUM

Chelsea operate the following queuing procedure (see below) to co-ordinate and moderate the flow of supporters to the turnstiles in order to ensure a safe entry into the stadium.



On arrival at the queuing system the following processes will occur:

- Pre-entry ticket checks
- Body and bag search
- Electronic ticket scan
- Entry through turnstile

During these procedures it may be necessary to temporarily hold supporters at cordon points in order to achieve a safe and steady flow through to the turnstiles.

Turnstiles will be open two hours before kick-off and it is advised supporters be in their seats no later than 30 minutes before kick-off. Please note that large numbers of supporters arriving late cannot have an expectation of making it into the stadium before kick-off.



SECURITY MEASURES

Enhanced security measures are in place and supporters are advised to arrive early to facilitate these. It is requested supporters avoid bringing bags where possible as enhanced searches will be taking place. Please note that explosive detection dogs will be present throughout.

PERSISTENT STANDING

Persistent standing is not permitted under the Ground Regulations and, as such, should supporters stand, the club may have imposed upon it a reduction in capacity in the areas where it occurs. Persistent standing on matchdays is an increasing issue. We understand that supporters will stand at times of excitement and this is acceptable – but persistent standing does cause distress and discomfort to others. We urge you to respect your fellow supporters in this regard.

We are being monitored by our Local Authority where standing takes place, especially in upper tier seating. We would ask you to advise your supporters that persistent standing in the upper tier may result in your ticket allocation being reduced for future games.

BANNERS/FLAGS

There is only a limited amount of space to display banners and flags within the stadium and they must therefore be no larger than 80cm in depth and 250cm in width. Banners and flags must not obstruct the view of others, cover advertising signs or cause a safety hazard. Banners and flags must not display any abusive or threatening words, images, political statements or be deemed unacceptable. Flag poles are not allowed. All banners and flags must carry a fire safety certificate.

SUPPORTER BEHAVIOUR

Ground Regulations specifically outlaw the use of threatening behaviour, foul or abusive language and discriminatory abuse, chanting or harassment relating to age, disability, gender reassignment, race, religion and belief, sex or sexual orientation.

Chelsea FC takes all forms of discriminatory behaviour very seriously and believes all forms of discriminatory chanting, including antisemitism, homophobic, biphobic and transphobic chanting to be abhorrent behaviour that has no place in football.

The club continues to work very closely with the football authorities and organisations such as Kick It Out to combat discrimination and make the attendance at football matches as enjoyable for everyone as it should be.

Any form of discriminatory or abusive chanting is an arrestable offence and will not be tolerated. If you hear it, report it. During the Match: TEXT 07894 93 77 93, with stand, row, seat number, description of the offender and incident. After the Match: CALL 0207 386 3355 or email: buildingbridges@chelseafc.com.





PROHIBITED ITEMS



MATCHDAY STRICTLY NO RE-ADMISSION

 No Glasses	 No Bottles	 No Drink Cans	 No Gas Canister
 No Firework/ Flares	 No Flag Poles	 No Knives & Darts	 No Tools
 No Umbrellas	 No Standing	 No Smoking including E-Cigarettes	 No Musical Instruments

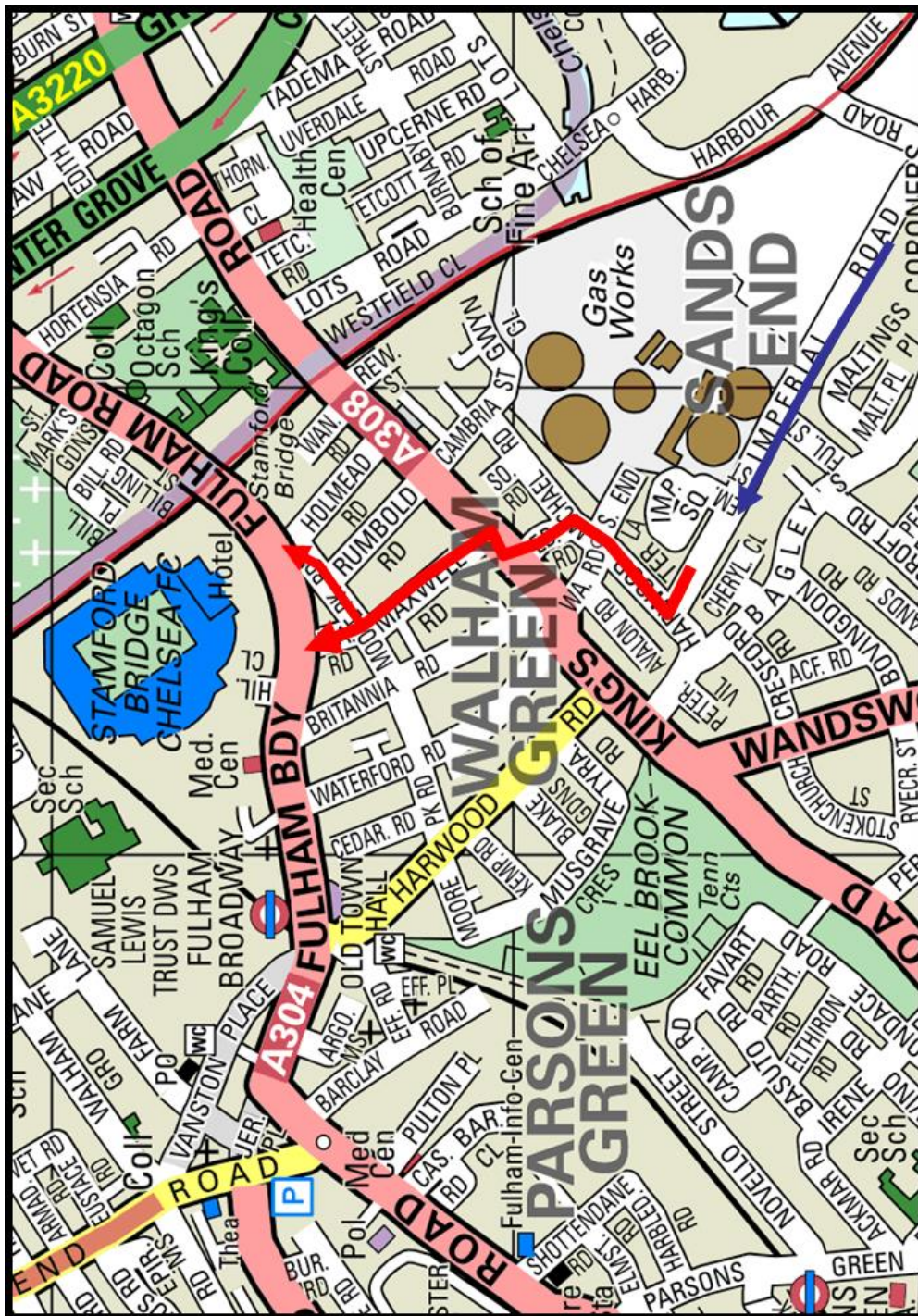
TURNSTILE ENTRY INSTRUCTIONS

<p>SEASON TICKET CARDS You DON'T need to insert the card</p> <div style="border: 1px solid black; padding: 5px;"><p>Hover your season ticket card over the middle section of the reader (orange area)</p><p>Walk through turnstile when the light is green</p></div>	<p>MATCHDAY PAPER TICKETS You DO need to insert the ticket</p> <div style="border: 1px solid black; padding: 5px;"><p>Insert barcode end of the ticket into the reader (orange area)</p><p>Walk through turnstile when the light is green</p><p>DO NOT REMOVE THE BARCODE STUB AS THIS WILL INVALIDATE YOUR TICKET</p></div>
---------------------------------------------------------------------------------------------------------------------------------------------------------------------------------------------------------------------------------------------------------------------------------------------------------------------------------------------------------------------------	------------------------------------------------------------------------------------------------------------------------------------------------------------------------------------------------------------------------------------------------------------------------------------------------------------------------------------------------------------------------------------------------------------------------------------------



AWAY SUPPORTERS COACH PARK

Coach details must be reported to Chelsea on visitorcoachparking@chelseafc.com and a coach parking pass will be issued to place in the windscreen. The maximum number of visiting coaches that can be accommodated is 20. Subject to Police permission, it is possible to bring eight coaches, including the team coach, to outside the stadium during the match, which will make the departure quicker for visiting supporters. Please see below a map of the local area showing the Away Supporters Coach Park and the suggested walking route to Stamford Bridge.



Route to walk to and from the CFC stadium

Coach parking along Imperial Road